











**Swivel:**

**JPPG 1005 2001**



## Datos Técnicos

|                          |   |         |
|--------------------------|---|---------|
| Diámetro                 |    | 100 mm  |
| Ancho de rueda           |    | 30 mm   |
| Hub length               |    | 40 mm   |
| Altura                   |    | 128 mm  |
| Desplazamiento           |    | 34 mm   |
| Diametro del eje del aro |    | 12 mm   |
| Diámetro agujero pasador |    | 12.3 mm |
| Brake swivel radius      |    | 128 mm  |
| Carga                    |   | 70 kg   |
| Peso                     |  | 0.9 kg  |

